

Kids  
Handwrite™



# RESOURCE MATERIAL



## *Cursive Connection Worksheets*





## COPYRIGHT NOTICE

© 2024 Calgary, Alberta

Canadian copyright laws protect this Resource. Kids Handwrite™ Calgary, Alberta, owns the copyright in Parts II and III of this Resource.

The images in Parts II and III were sourced from **Pixabay** (<https://pixabay.com>) and **Vecteezy** (<https://www.vecteezy.com>). Other colouring pages in Section 1 are Procreate Stamps from Tattoo Worker Studio, available on Design Cuts . All images are subject to their applicable copyright licenses. The links to the images used in the Resource Material can be found in Section 15 Image Attribution.

This work is licensed under **CC BY-NC-ND 4.0**. Attribution-NonCommercial-Share Alike 4.0 International. Under this Creative Commons license, you are free to copy and redistribute the material in any medium or format, and the copyright owners, as licensors, cannot revoke these freedoms as long as you follow the license terms. The terms are as follows:

- **Attribution** - You must give appropriate credit, provide a link to the license, and indicate if changes were made. You may do so in any reasonable manner, but not in any way that suggests the licensor endorses you or your use.
- **Non-Commercial** - You may not use the material for commercial purposes.
- **No Derivatives** - If you remix, transform, or build upon the material, you may not distribute the modified material.
- **No additional restrictions** - You may not apply legal terms or technological measures that legally restrict others from doing anything the license permits.
- **Notices** - You do not have to comply with the license for elements of the material in the public domain or where your use is permitted by an applicable exception or limitation.
- **No warranties are given** - The license may not give you all the permissions necessary for your intended use. For example, other rights such as publicity, privacy, or moral rights may limit how you use the material.

## Section 11 - CURSIVE CONNECTION WORKSHEETS

### 1. Cursive Word Practice Worksheets

As four or five letters are the optimal number to join before lifting the pen, it is best to practice with words containing that number of letters.

The Resource contains Cursive Word Practice Worksheets for each connection group. These Practice Pages have a series of words starting with each letter in the “Letters End” column and one of the letters in the “Letters Start” column. Letter pairs are omitted if they do not appear as the first two letters in a word. There is a printed and cursive version of each word. The connection taught with the Group is drawn in red in the sample cursive word.

The students must write the words two or three times in cursive italics in the row beneath the samples. Students can either focus on the connection covered in each group and print the other letters or join all the letters in the word as shown in the sample.

If they do the former, they should start over with Group 1 once they complete all the Groups and go through the Worksheets again to practice all the connections in all of the words.

Below is a copy of the first page of the Group 1 Worksheets.

Name: \_\_\_\_\_ Date: \_\_\_\_\_ Page 1

#### GROUP 1 - CURSIVE CONNECTIONS

Words that start with - a d h i k l m n u

**Practice Words and Joins**

The Worksheets for each Connection Group have a series of words starting with each letter in the “Letters End” column and one of the letters in the “Letters Start” column. Letter pairs are omitted if they do not appear as the first two letters in a word.

There is a printed and cursive version of each word. The connection taught with the Group is red in the sample cursive word.

Letters END	Letters START				
at the Baseline on the right	at the Waist Line on the left	at the Ascender on the left	at the Waist Line on the right	below the Waist Line on the right	below the Waist Line on the left
a, d, h, i, k, l, m, n, u	l, j, m, n, p, r, u, v, w, x, y	b, h, k, l, t	a, d, g, q	c, o, s	e
a	n	k	d	c	e

**Exercise** Write two or three copies of the word in cursive italics in the row beneath the samples. Either focus on the connection in this Group and print the other letters, or join all the letters in the word as shown in the sample.

aide aide

ajar ajar

---

---

---



---

---

---

amid amid

ante ante

---

---

---



---

---

---

apex apex

arch arch

---

---

---



---

---

---

These worksheets will introduce students to many unfamiliar words. Although the purpose is to practice cursive connections, the exercise can be expanded to include the pronunciation and meaning of these words. There are 240 words on these worksheets.

Group 1	96 words
Group 2	67 words
Group 3	19 words

Group 4	16 words
Group 5	42 words

## 2. *Cursive Animal Word Practice*

Nine pages of animal names are included for students to practice writing the names.

The animal's name and its picture are above each row. The students can:

- trace over the sample cursive word to reinforce the correct letter shape, connections and spacing; and
- write the animal's name as many times as there is space in the row below each sample word.



## 3. *Days and Months*

The Resource contains two pages for students to write the days of the week and the months of the year.

## 4. *Provinces and Capital Cities*

The material includes two pages with the names of the capital cities, provinces and territories and the year they joined Canada. These pages have cursive sample wording but could be used for printing practice as well.

When doing these pages, the students will practice their uppercase and lowercase cursive connections and their numbers.



## CURSIVE CONNECTIONS – WORD LISTS

**Group 1 – Letters end at the Baseline on the right – a, d, h, i, k, l, m, n, u and go to:**

	i	j	m	n	p	r	u	v	w	x	y	e
End												
<b>a</b>	aide	ajar	amid	ante	apex	arch	aura	avow	away	axis	aye	aero
<b>d</b>	dice	-	-	-	-	draw	duck	-	dwell	-	dye	deer
<b>h</b>	hide	-	-	-	-	-	hurt	-	-	-	hype	head
<b>i</b>	-	-	image	inch	ips	iris	-	ivy	-	ixia	-	-
<b>k</b>	kick	-	-	knee	-	krill	kudos	-	-	-	kyloe	keep
<b>l</b>	line	-	-	-	-	-	luck	-	-	-	lynx	leaf
<b>m</b>	mice	-	-	-	-	-	must	-	-	-	myth	mess
<b>n</b>	nine	-	-	-	-	-	nuts	-	-	-	nylon	next
<b>u</b>	-	-	umber	undo	upon	urge	-	-	-	-	-	uey

**Group 1 – Letters end at the Baseline on the right – a, d, h, i, k, l, m, n, u and go to:**

	b	h	k	l	t	a	d	g	q	c	o	s
End												
<b>a</b>	able	ahoy	akin	also	atom	-	adze	agar	aqua	ache	aorta	ashy
<b>d</b>	-	-	-	-	-	dawn	-	-	-	-	dogs	-
<b>h</b>	-	-	-	-	http	hair	-	-	-	-	home	-
<b>i</b>	ibis	-	ikat	ill	itch	lamb	idea	igloo	-	ice	ion	isle
<b>k</b>	-	khaki	-	klutz	-	kayak	-	-	-	kcal	koala	-
<b>l</b>	-	-	-	llama	-	lake	-	-	-	-	loaf	-
<b>m</b>	-	-	-	-	-	maze	-	-	-	-	moat	-
<b>n</b>	-	-	-	-	-	name	-	-	-	-	none	-
<b>u</b>	uber	uh	-	ultra	utter	-	udder	ugly	-	-	-	used

**Group 2 – Letters end above the Baseline on the right – c, e, t and go to:**

	<b>i</b>	<b>j</b>	<b>m</b>	<b>n</b>	<b>p</b>	<b>r</b>	<b>u</b>	<b>v</b>	<b>w</b>	<b>x</b>	<b>y</b>	<b>e</b>
End												
<b>c</b>	city	-	-	-	-	crab	cube	-	-	-	cyan	cell
<b>e</b>	eight	eject	emu	enable	epic	error	euro	even	ewe	exam	eyes	eel
<b>t</b>	tide	-	-	-	-	trek	tune	-	two	-	type	tent

**Group 2 – Letters end above the Baseline on the right – c, e, t and go to:**

	<b>b</b>	<b>h</b>	<b>k</b>	<b>l</b>	<b>t</b>	<b>a</b>	<b>d</b>	<b>g</b>	<b>q</b>	<b>c</b>	<b>o</b>	<b>s</b>
End												
<b>c</b>	-	chef	-	claw	-	camp	-	-	-	-	cope	-
<b>e</b>	ebb	eh	eke	elf	etch	each	edge	eggs	equal	echo	eon	escape
<b>t</b>	tbsp	that	-	-	-	tape	-	-	-	-	toad	tsar

**Group 3 – Letters end at the Baseline on the left – b and p and go to:**

	<b>i</b>	<b>j</b>	<b>m</b>	<b>n</b>	<b>p</b>	<b>r</b>	<b>u</b>	<b>v</b>	<b>w</b>	<b>x</b>	<b>y</b>	<b>e</b>
End												
<b>b</b>	bike	-	-	-	-	bred	bull	-	-	-	bye	bean
<b>p</b>	pick	-	-	-	-	prod	push	-	-	-	pylon	pear

**Group 3 – Letters end at the Baseline on the left – b and p and go to:**

	<b>b</b>	<b>h</b>	<b>k</b>	<b>l</b>	<b>t</b>	<b>a</b>	<b>d</b>	<b>g</b>	<b>q</b>	<b>c</b>	<b>o</b>	<b>s</b>
End												
<b>b</b>	-	bhoy	-	blue	-	back	-	-	-	-	book	-
<b>p</b>	-	phew	-	play	-	paws	-	-	-	-	pout	psst

**Group 4 – Letters end above the Baseline on the left – s and go to:**

	<b>i</b>	<b>j</b>	<b>m</b>	<b>n</b>	<b>p</b>	<b>r</b>	<b>u</b>	<b>v</b>	<b>w</b>	<b>x</b>	<b>y</b>	<b>e</b>
End												
<b>s</b>	side	-	small	snap	spur	-	surf	-	swim		sync	seal

**Group 4 – Letters end above the Baseline on the left – s and go to:**

	<b>b</b>	<b>h</b>	<b>k</b>	<b>l</b>	<b>t</b>	<b>a</b>	<b>d</b>	<b>g</b>	<b>q</b>	<b>c</b>	<b>o</b>	<b>s</b>
End												
<b>s</b>	-	shop	skip	slow	star	safe	-	-	squid	scum	soar	

**Group 5 – Letters at the Waist Line on the right – f, o, v, w and go to:**

	<b>i</b>	<b>j</b>	<b>m</b>	<b>n</b>	<b>p</b>	<b>r</b>	<b>u</b>	<b>v</b>	<b>w</b>	<b>x</b>	<b>y</b>	<b>e</b>
End												
<b>f</b>	fish	-	-	-	-	free	fuel	-	-	-	-	fear
<b>o</b>	oink	-	omit	only	open	orca	oust	over	owls	oxes	oyez	
<b>v</b>	vibe	-	-	-	-	vroom	vug	-	-	-	vying	veto
<b>w</b>	wide	-	-	-	-	wrap	wuss	-	-	-	-	wear

**Group 5 – Letters end at the Waist Line on the right – f, o, v, w and go to:**

	<b>b</b>	<b>h</b>	<b>k</b>	<b>l</b>	<b>t</b>	<b>a</b>	<b>d</b>	<b>g</b>	<b>q</b>	<b>c</b>	<b>o</b>	<b>s</b>
End												
<b>f</b>	-	-	-	flat	-	face	-	-	-	-	four	-
<b>o</b>	obey	ohm	okay	olive	other	oars	odds	ogre	-	ocean	-	osprey
<b>v</b>	-	-	-	vlei	-	vain	-	-	-	-	vote	-
<b>w</b>	-	when	-	-	-	walk	-	-	-	-	wolf	-


## GROUP 1 - CURSIVE CONNECTIONS






Words that start with - a d h i k l m n u

### Practice Words and Joins

The Worksheets for each Connection Group have a series of words starting with each letter in the "Letters End" column and one of the letters in the "Letters Start" column. Letter pairs are omitted if they do not appear as the first two letters in a word.

There is a printed and cursive version of each word. The connection taught with the Group is red in the sample cursive word.

Letters END
at the Baseline on the right
a, d, h, i, k, l, m, n, u


Letters START				
at the Waist Line on the left	at the Ascender on the left	at the Waist Line on the right	below the Waist Line on the Right	below the Waist Line on the left
i, j, m, n, p, r, u, v, w, x, y	b, h, k, l, t	a, d, g, q	c, o, s	e
				

**Exercise** Write two or three copies of the word in cursive italics in the row beneath the samples. Either focus on the connection in this Group and print the other letters, or join all the letters in the word as shown in the sample.

aide aide

ajar ajar



amid amid

ante ante



apex apex

arch arch





### GROUP 1 - CURSIVE CONNECTIONS

Words that start with - a d h i k l m n u

aura *aura*

Blank handwriting practice lines for the word 'aura'.

avow *avow*

Blank handwriting practice lines for the word 'avow'.

away *away*

Blank handwriting practice lines for the word 'away'.

axis *axis*

Blank handwriting practice lines for the word 'axis'.

aye *aye*

Blank handwriting practice lines for the word 'aye'.

dice *dice*

Blank handwriting practice lines for the word 'dice'.

draw *draw*

Blank handwriting practice lines for the word 'draw'.

duck *duck*

Blank handwriting practice lines for the word 'duck'.

dwelt *dwelt*

Blank handwriting practice lines for the word 'dwelt'.

dye *dye*

Blank handwriting practice lines for the word 'dye'.

### GROUP 1 - CURSIVE CONNECTIONS

Words that start with - a d h i k l m n u

hide hide

hurt hurt

Blank handwriting practice lines.

Blank handwriting practice lines.

hype hype

image image

Blank handwriting practice lines.

Blank handwriting practice lines.

inch inch

ips ips

Blank handwriting practice lines.

Blank handwriting practice lines.

iris iris

ivy ivy

Blank handwriting practice lines.

Blank handwriting practice lines.

ixia ixia

kick kick

Blank handwriting practice lines.

Blank handwriting practice lines.

### GROUP 1 - CURSIVE CONNECTIONS

Words that start with - a d h i k l m n u

knee knee

krill krill

Blank handwriting practice lines.

Blank handwriting practice lines.

kudos kudos

kyloe kyloe

Blank handwriting practice lines.

Blank handwriting practice lines.

line line

luck luck

Blank handwriting practice lines.

Blank handwriting practice lines.

lynx lynx

mice mice

Blank handwriting practice lines.

Blank handwriting practice lines.

must must

myth myth

Blank handwriting practice lines.

Blank handwriting practice lines.

### GROUP 1 - CURSIVE CONNECTIONS

Words that start with - a d h i k l m n u

nine nine

Blank handwriting practice lines for the word 'nine'.

nuts nuts

Blank handwriting practice lines for the word 'nuts'.

nylon nylon

Blank handwriting practice lines for the word 'nylon'.

umber umber

Blank handwriting practice lines for the word 'umber'.

undo undo

Blank handwriting practice lines for the word 'undo'.

upon upon

Blank handwriting practice lines for the word 'upon'.

urge urge

Blank handwriting practice lines for the word 'urge'.

able able

Blank handwriting practice lines for the word 'able'.

ahoy ahoy

Blank handwriting practice lines for the word 'ahoy'.

akin akin

Blank handwriting practice lines for the word 'akin'.

### GROUP 1 - CURSIVE CONNECTIONS

Words that start with - a d h i k l m n u

also also

atom atom

Blank handwriting practice lines.

Blank handwriting practice lines.

http http

ibis ibis

Blank handwriting practice lines.

Blank handwriting practice lines.

ikat ikat

ill ill

Blank handwriting practice lines.

Blank handwriting practice lines.

itch itch

khaki khaki

Blank handwriting practice lines.

Blank handwriting practice lines.

klutz klutz

llama llama

Blank handwriting practice lines.

Blank handwriting practice lines.

**GROUP 1 - CURSIVE CONNECTIONS**

Words that start with - a d h i k l m n u

uber uber

uh uh

Blank handwriting practice lines.

Blank handwriting practice lines.

ultra ultra

utter utter

Blank handwriting practice lines.

Blank handwriting practice lines.

adze adze

agar agar

Blank handwriting practice lines.

Blank handwriting practice lines.

aqua aqua

dawn dawn

Blank handwriting practice lines.

Blank handwriting practice lines.

hair hair

lamb lamb

Blank handwriting practice lines.

Blank handwriting practice lines.

### GROUP 1 - CURSIVE CONNECTIONS

Words that start with - a d h i k l m n u

idea *idea*

igloo *igloo*

\_\_\_\_\_

\_\_\_\_\_

kayak *kayak*

lake *lake*

\_\_\_\_\_

\_\_\_\_\_

maze *maze*

name *name*

\_\_\_\_\_

\_\_\_\_\_

udder *udder*

ugly *ugly*

\_\_\_\_\_

\_\_\_\_\_

ache *ache*

aorta *aorta*

\_\_\_\_\_

\_\_\_\_\_



### GROUP 1 - CURSIVE CONNECTIONS

Words that start with - a d h i k l m n u

ashy ashy

dogs dogs

Blank handwriting practice lines.

Blank handwriting practice lines.

home home

ice ice

Blank handwriting practice lines.

Blank handwriting practice lines.

ion ion

isle isle

Blank handwriting practice lines.

Blank handwriting practice lines.

kcal kcal

koala koala

Blank handwriting practice lines.

Blank handwriting practice lines.

moat moat

none none

Blank handwriting practice lines.

Blank handwriting practice lines.

### GROUP 1 - CURSIVE CONNECTIONS

Words that start with - a d h i k l m n u

used used

aero aero

Blank handwriting practice lines.

Blank handwriting practice lines.

deer deer

head head

Blank handwriting practice lines.

Blank handwriting practice lines.

keep keep

leaf leaf

Blank handwriting practice lines.

Blank handwriting practice lines.

mess mess

next next

Blank handwriting practice lines.

Blank handwriting practice lines.

uey uey

Blank handwriting practice lines.

Blank handwriting practice lines.

Blank handwriting practice lines.

## GROUP 2 - CURSIVE CONNECTIONS

### Words that start with - c e t

#### Practice Words and Joins

The Worksheets for each Connection Group have a series of words starting with each letter in the "Letters End" column and one of the letters in the "Letters Start" column. Letter pairs are omitted if they do not appear as the first two letters in a word.

There is a printed and cursive version of each word. The connection taught with the Group is red in the sample cursive word.

Letters END	Letters START				
above the Baseline on the right	at the Waist Line on the left	at the Ascender on the left	at the Waist Line on the right	below the Waist Line on the Right	below the Waist Line on the left
c, e, t	i, j, m, n, p, r, u, v, w, x, y	b, h, k, l, t	a, d, g, q	c, o, s	e
e	n	k	d	c	e

**Exercise** Write two or three copies of the word in cursive italics in the row beneath the samples. Either focus on the connection in this Group and print the other letters, or join all the letters in the word as shown in the sample.

city city

crab crab

Blank handwriting lines for practice.

Blank handwriting lines for practice.

cube cube

cyan cyan

Blank handwriting lines for practice.

Blank handwriting lines for practice.

eight eight

eject eject

Blank handwriting lines for practice.

Blank handwriting lines for practice.

GROUP 2 - CURSIVE WORD PRACTICE

Words that start with - c e t

emu emu

Blank handwriting practice lines for the word 'emu'.

enable enable

Blank handwriting practice lines for the word 'enable'.

epic epic

Blank handwriting practice lines for the word 'epic'.

error error

Blank handwriting practice lines for the word 'error'.

euro euro

Blank handwriting practice lines for the word 'euro'.

even even

Blank handwriting practice lines for the word 'even'.

ewe ewe

Blank handwriting practice lines for the word 'ewe'.

exam exam

Blank handwriting practice lines for the word 'exam'.

eyes eyes

Blank handwriting practice lines for the word 'eyes'.

tide tide

Blank handwriting practice lines for the word 'tide'.

GROUP 2 - CURSIVE WORD PRACTICE

Words that start with - c e t

trek trek

tune tune

Blank handwriting practice lines.

Blank handwriting practice lines.

two two

type type

Blank handwriting practice lines.

Blank handwriting practice lines.

chef chef

claw claw

Blank handwriting practice lines.

Blank handwriting practice lines.

camp camp

ebb ebb

Blank handwriting practice lines.

Blank handwriting practice lines.

eh eh

eke eke

Blank handwriting practice lines.

Blank handwriting practice lines.

### GROUP 2 - CURSIVE CONNECTIONS

Words that start with - c e t

elf elf

Blank handwriting practice lines for the word 'elf'.

etch etch

Blank handwriting practice lines for the word 'etch'.

each each

Blank handwriting practice lines for the word 'each'.

edge edge

Blank handwriting practice lines for the word 'edge'.

eggs eggs

Blank handwriting practice lines for the word 'eggs'.

equal equal

Blank handwriting practice lines for the word 'equal'.

tbsp tbsp

Blank handwriting practice lines for the word 'tbsp'.

that that

Blank handwriting practice lines for the word 'that'.

tape tape

Blank handwriting practice lines for the word 'tape'.

cope cope

Blank handwriting practice lines for the word 'cope'.

GROUP 2 - CURSIVE CONNECTIONS

Words that start with - c e t

echo echo

eon eon

Blank handwriting practice lines.

Blank handwriting practice lines.

toad toad

tsar tsar

Blank handwriting practice lines.

Blank handwriting practice lines.

cell cell

eel eel

Blank handwriting practice lines.

Blank handwriting practice lines.

tent tent

Blank handwriting practice lines.

Blank handwriting practice lines.

Blank handwriting practice lines.

Blank handwriting practice lines.

Blank handwriting practice lines.

Blank handwriting practice lines.

Blank handwriting practice lines.



## GROUP 3 - CURSIVE CONNECTIONS







### Words that start with - b p

#### Practice Words and Joins

The Worksheets for each Connection Group have a series of words starting with each letter in the "Letters End" column and one of the letters in the "Letters Start" column. Letter pairs are omitted if they do not appear as the first two letters in a word.

There is a printed and cursive version of each word. The connection taught with the Group is **red** in the sample cursive word.

**Exercise** Write two or three copies of the word in cursive italics in the row beneath the samples. Either focus on the connection in this Group and print the other letters, or join all the letters in the word as shown in the sample.

Letters END	Letters START				
at the Baseline on the left	at the Waist Line on the left	at the Ascender on the left	at the Waist Line on the right	below the Waist Line on the Right	below the Waist Line on the left
<b>b, p</b>	<b>i, j, m, n, p, r, u, v, w, x, y</b>	<b>b, h, k, l, t</b>	<b>a, d, g, q</b>	<b>c, o, s</b>	<b>e</b>
					

bike bike

bred bred



bull bull

bye bye



pick pick

push push



### GROUP 3 - CURSIVE CONNECTIONS

Words that start with - b p

pylon pylon

bhoy bhoy

Blank handwriting practice lines.

Blank handwriting practice lines.

blue blue

back back

Blank handwriting practice lines.

Blank handwriting practice lines.

phew phew

play play

Blank handwriting practice lines.

Blank handwriting practice lines.

paws paws

book book

Blank handwriting practice lines.

Blank handwriting practice lines.

pout pout

psst psst

Blank handwriting practice lines.

Blank handwriting practice lines.

### GROUP 3 - CURSIVE CONNECTIONS

Words that start with - b p

bean bean

pear pear

Blank handwriting practice line with three horizontal lines (top, middle dashed, bottom).

Blank handwriting practice line with three horizontal lines (top, middle dashed, bottom).

Blank handwriting practice line with three horizontal lines (top, middle dashed, bottom).

Blank handwriting practice line with three horizontal lines (top, middle dashed, bottom).

Blank handwriting practice line with three horizontal lines (top, middle dashed, bottom).

Blank handwriting practice line with three horizontal lines (top, middle dashed, bottom).

Blank handwriting practice line with three horizontal lines (top, middle dashed, bottom).

Blank handwriting practice line with three horizontal lines (top, middle dashed, bottom).

Blank handwriting practice line with three horizontal lines (top, middle dashed, bottom).

Blank handwriting practice line with three horizontal lines (top, middle dashed, bottom).

Blank handwriting practice line with three horizontal lines (top, middle dashed, bottom).

Blank handwriting practice line with three horizontal lines (top, middle dashed, bottom).

Blank handwriting practice line with three horizontal lines (top, middle dashed, bottom).

Blank handwriting practice line with three horizontal lines (top, middle dashed, bottom).

Blank handwriting practice line with three horizontal lines (top, middle dashed, bottom).

Blank handwriting practice line with three horizontal lines (top, middle dashed, bottom).

Blank handwriting practice line with three horizontal lines (top, middle dashed, bottom).

Blank handwriting practice line with three horizontal lines (top, middle dashed, bottom).







## GROUP 4 - CURSIVE CONNECTIONS

### Words that start with - s

#### Practice Words and Joins

The Worksheets for each Connection Group have a series of words starting with each letter in the "Letters End" column and one of the letters in the "Letters Start" column. Letter pairs are omitted if they do not appear as the first two letters in a word.

There is a printed and cursive version of each word. The connection taught with the Group is red in the sample cursive word.

Letters END	Letters START				
above the Baseline on the left	at the Waist Line on the left	at the Ascender on the left	at the Waist Line on the right	below the Waist Line on the Right	below the Waist Line on the left
s	i, j, m, n, p, r, u, v, w, x, y	b, h, k, l, t	a, d, g, q	c, o, s	e
					

**Exercise** Write two or three copies of the word in cursive italics in the row beneath the samples. Either focus on the connection in this Group and print the other letters, or join all the letters in the word as shown in the sample.

side *side*

small *small*



snap *snap*

spur *spur*



swim *swim*

sync *sync*



**GROUP 4 - CURSIVE CONNECTIONS**

Words that start with - s

shop shop

skip skip

Blank handwriting practice lines for the word 'shop'.

Blank handwriting practice lines for the word 'skip'.

slow slow

star star

Blank handwriting practice lines for the word 'slow'.

Blank handwriting practice lines for the word 'star'.

safe safe

squid squid

Blank handwriting practice lines for the word 'safe'.

Blank handwriting practice lines for the word 'squid'.

scum scum

soar soar

Blank handwriting practice lines for the word 'scum'.

Blank handwriting practice lines for the word 'soar'.

seal seal

Blank handwriting practice lines for the word 'seal'.

Blank handwriting practice lines for the word 'seal'.

Blank handwriting practice lines for the word 'seal'.







## GROUP 5 - CURSIVE WORD PRACTICE

### Words that start with - f o v w

#### Practice Words and Joins

The Worksheets for each Connection Group have a series of words starting with each letter in the "Letters End" column and one of the letters in the "Letters Start" column. Letter pairs are omitted if they do not appear as the first two letters in a word.

There is a printed and cursive version of each word. The connection taught with the Group is **red** in the sample cursive word.

Letters END	Letters START				
at the Waist Line on the right	at the Waist Line on the left	at the Ascender on the left	at the Waist Line on the right	below the Waist Line on the Right	below the Waist Line on the left
<b>f, o, v, w</b>	<b>i, j, m, n, p, r, u, v, w, x, y</b>	<b>b, h, k, l, t</b>	<b>a, d, g, q</b>	<b>c, o, s</b>	<b>e</b>
					

**Exercise** Write two or three copies of the word in cursive italics in the row beneath the samples. Either focus on the connection in this Group and print the other letters, or join all the letters in the word as shown in the sample.

fish fish

free free



fuel fuel

oink oink



omit omit

only only



GROUP 5 - CURSIVE WORD PRACTICE

Words that start with - f o v w

open open

orca orca

Blank handwriting practice lines.

Blank handwriting practice lines.

oust oust

over over

Blank handwriting practice lines.

Blank handwriting practice lines.

owls owls

oxes oxes

Blank handwriting practice lines.

Blank handwriting practice lines.

oyez oyez

vibe vibe

Blank handwriting practice lines.

Blank handwriting practice lines.

vroom vroom

vug vug

Blank handwriting practice lines.

Blank handwriting practice lines.



GROUP 5. - CURSIVE WORD PRACTICE

Words that start with - f o v w

vying vying

wide wide

Blank handwriting practice lines.

Blank handwriting practice lines.

wrap wrap

wuss wuss

Blank handwriting practice lines.

Blank handwriting practice lines.

flat flat

obey obey

Blank handwriting practice lines.

Blank handwriting practice lines.

ohm ohm

okay okay

Blank handwriting practice lines.

Blank handwriting practice lines.

olive olive

other other

Blank handwriting practice lines.

Blank handwriting practice lines.

**GROUP 5 - CURSIVE WORD PRACTICE**  
Words that start with - f o v w

vlei vlei

when when

Blank handwriting practice lines.

Blank handwriting practice lines.

face face

oars oars

Blank handwriting practice lines.

Blank handwriting practice lines.

odds odds

vain vain

Blank handwriting practice lines.

Blank handwriting practice lines.

walk walk

four four

Blank handwriting practice lines.

Blank handwriting practice lines.

ocean ocean

osprey osprey

Blank handwriting practice lines.

Blank handwriting practice lines.

**GROUP 5 - CURSIVE WORD PRACTICE**

Words that start with - f o v w

vote vote

wolf wolf

Blank handwriting practice lines.

Blank handwriting practice lines.

fear fear

veto veto

Blank handwriting practice lines.

Blank handwriting practice lines.

wear wear

Blank handwriting practice lines.

Blank handwriting practice lines.

Blank handwriting practice lines.

Blank handwriting practice lines.

Blank handwriting practice lines.

Blank handwriting practice lines.

Blank handwriting practice lines.

Blank handwriting practice lines.

Blank handwriting practice lines.

Blank handwriting practice lines.

Blank handwriting practice lines.


Kids  
Handwrite™



**RESOURCE  
MATERIAL**



*Animal Words*  
*Cursive Italics*



## Cursive Animal Words - a, b, c

alligator 

alligator

armadillo 

armadillo

bat 

bat

bear 

bear

cat 

cat

camel 

camel

## Cursive Animal Words - d, e, f

dog



dog

dolphin



dolphin

eagle



eagle

elephant



elephant

fox



fox

frog



frog

### Cursive Animal Words - g, h, i

giraffe 

giraffe

goat 

goat

horse 

horse

hippopotamus 

hippopotamus


iguana 

iguana

ibex 

ibex

## Cursive Animal Words - j, k, l

jaguar 

jaguar

jellyfish 

jellyfish

kangaroo 

kangaroo

kiwi 

kiwi

lamb 

lamb

lion 

lion



## Cursive Animal Words - m, n, o

mallard 

mallard

monkey 

monkey

newt 

newt

norway rat 

norway rat

ostrich 

ostrich

owl 

owl

## Cursive Animal Words - p, q, r

parrot



parrot

penguin



penguin

quail



quail

quokka



quokka

rabbit



rabbit

rattlesnake



rattlesnake

### Cursive Animal Words - s, t, u

seal 

seal

squirrel 

squirrel

tiger 

tiger

turkey 

turkey

unau 

unau

unita 

unita

## Cursive Animal Words - v, w, x

vicuna



vicuna

vulture




vulture

weasel




weasel

walrus



walrus

xantus



xantus

xeme



xeme

### Cursive Animal Words - y, z

yak 

yak

yellow mongoose 

yellow mongoose

zebra 

zebra

zebu 

zebu

Kids  
Handwrite™



**RESOURCE  
MATERIAL**



*Days and Months  
Cursive*



Name: \_\_\_\_\_

Date: \_\_\_\_\_

Page 1

### DAYS AND MONTHS

Sunday

Blank handwriting practice lines for Sunday.

Monday

Blank handwriting practice lines for Monday.

Tuesday

Blank handwriting practice lines for Tuesday.

Wednesday

Blank handwriting practice lines for Wednesday.

Thursday

Blank handwriting practice lines for Thursday.

Friday

Blank handwriting practice lines for Friday.

Saturday

Blank handwriting practice lines for Saturday.

Blank handwriting practice lines for Saturday.

January

Blank handwriting practice lines for January.

February

Blank handwriting practice lines for February.

Name: \_\_\_\_\_

Date: \_\_\_\_\_

Page 2

### DAYS AND MONTHS

March

April

Blank handwriting practice lines for the month of March.

Blank handwriting practice lines for the month of April.

May

June

Blank handwriting practice lines for the month of May.

Blank handwriting practice lines for the month of June.

July

August

Blank handwriting practice lines for the month of July.

Blank handwriting practice lines for the month of August.

September

October

Blank handwriting practice lines for the month of September.

Blank handwriting practice lines for the month of October.

November

December

Blank handwriting practice lines for the month of November.

Blank handwriting practice lines for the month of December.



Kids  
Handwrite™



# RESOURCE MATERIAL



*Provinces  
and Capital Cities  
Cursive*



**CANADIAN PROVINCES, TERRITORIES AND CAPITAL CITIES  
AND YEAR JOINED**

Victoria

British Columbia

1871

Edmonton

Alberta

1905

Regina

Saskatchewan

1905

Winnipeg

Manitoba

1870

Toronto

Ontario

1867

**CANADIAN PROVINCES, TERRITORIES AND CAPITAL CITIES  
AND YEAR JOINED**

Quebec

Quebec

1867

Halifax

Nova Scotia

1867

Fredericton

New Brunswick

1867

Charlottetown

Prince Edward Island

1873

St. John's

Newfoundland

1949

**CANADIAN PROVINCES, TERRITORIES AND CAPITAL CITIES  
AND YEAR JOINED**

Yellowknife

Northwest  
Territories

1870

Whitehorse

Yukon

1898

Iqaluit

Nunavut

1999

Ottawa

Canada